

AFRICA

Name of Region/Country	WELCOME BACK CENTER										
	SF	SD	LA	BS	RI	PS	MD	NY	AA	CO	TOTAL
Eastern Africa	53	53	20	75	2	118	42	1	0	11	375
Burundi	1			1							2
Comoros											0
Djibouti											0
Eritrea	13	1				7	4			1	26
Ethiopia	31	33	9	22		68	30	1		5	199
Kenya	3	2	3	13	2	22	1				46
Madagascar											0
Malawi											0
Mauritius											0
Mozambique											0
Rwanda	2	1		8			1			1	13
Seychelles											0
Somalia		12	2	3		16				4	37
Tanzania			2	6			3				11
Uganda	1	3	1	17		5	2				29
Zambia				5							5
Zimbabwe	2	1	3				1				7
Middle Africa	7	5	6	19	1	3	28	4		5	78
Angola								1			1
Cameroon	5	1	4	13	1		27	1		1	53
Central African Republic	1										1
Chad							1				1
Congo		3		0				1			4
Democratic Republic of the Congo	0	1	1	6		3		0		4	15
Equatorial Guinea											0
Gabon	1		1					1			3
São Tomé and Príncipe											0
Northern Africa	39	23	20	19	6	4	1	6		4	122
Algeria	13	4	1	6	1	1	1	2			29
Egypt	11	13	16	4	3	1		2			50
Libya	4	1	1		1	1					8
Morocco	5	4		6				2			17
South Sudan											0
Sudan	6	1	1	1	1	1				4	15
Tunisia			1	2						0	3
Western Sahara										0	0
Southern Africa	2	0	4	2	0	0	1	0		0	9
Botswana							1				1
Lesotho											0
Namibia											0
South Africa	2		4	2							8
Swaziland											0
Western Africa:	34	20	14	59	17	21	55	10		1	231
Benin								1			1
Burkina Faso	1				1	4	6				12
Cape Verde				5	4						9
Côte d'Ivoire	1				1	3	2				7
Gambia											0
Ghana	1		2	10	1		8	3			25
Guinea	2				2	2	4	1			11
Guinea-Bissau											0
Liberia	1	1		8	1	2	7				20
Mali	2					1	1	2		1	7
Mauritania											0
Niger								1			1
Nigeria	23	19	11	29	6	6	16	3			113
Senegal	1			2	1						4
Sierra Leone	1		1	5		3	1				11
Togo	1						9				10
Total Africa	135	101	64	174	26	146	127	21	0	21	815

SF San Francisco, CA
SD San Diego, CA
LA Los Angeles, CA
BS Boston, MA
RI Rhode Island, Providence, RI

PS Puget Sound, Des Moines, WA
MD Suburban Maryland, Silver Spring, MD
NY New York, NY
AA Alamo Area, San Antonio, TX
CO Colorado, Denver, CO

AMERICA

Name of Region/Country	WELCOME BACK CENTER										
	SF	SD	LA	BS	RI	PS	MD	NY	AA	CO	TOTAL
Caribbean and Antilles	32	38	51	192	111	4	26	62	0	1	517
Antigua and Barbuda				1							1
Aruba											0
Bahamas											0
Barbados				1							1
Cuba	20	12	42	1	1	4	5	7		1	93
Dominica				2							2
Dominican Republic	5	5	5	14	80		10	27			146
Grenada											0
Haiti	6	4	1	145	10		5	24			195
Jamaica		1	1	7				3			12
Puerto Rico	1	16	2	19	20		6				64
Saint Kitts and Nevis				1							1
Saint Lucia											0
St Vincent & the Grenadines								1			1
Trinidad and Tobago				1							1
Central America	300	54	448	11	12	13	216	12	0	2	1,068
Belize		1	4								5
Costa Rica	7	5	2	3	1	1		1			20
El Salvador	200	26	267	4	5	4	149	6		2	663
Guatemala	23	6	84	1	4	2	24	1			145
Honduras	9	8	16	2	1	4	21	4			65
Nicaragua	58	3	68	1	1	2	15				148
Panama	3	5	7				7				22
North America	399	1,879	888	9	9	26	11	1	17	6	3,245
Canada	2	4	1	4							11
Mexico	373	1714	840	2	6	25	10		17	6	2,993
United States	24	161	47	3	3	1	1	1			241
South America	387	153	414	61	52	21	266	81	4	2	1,441
Argentina	28	15	37			2	12	1			95
Bolivia	9	3	9		9	1	55	2		1	89
Brazil	51	21	19	41	9	5	11	4			161
Chile	6	3	6	1		1	3				20
Colombia	93	53	115	8	29	4	57	32	2	1	394
Ecuador	13	8	59	1	1	2	15	32			131
Guyana				1							1
Paraguay		1	6				2				9
Peru	171	43	140	6	3	6	95	8	2		474
Suriname				2							2
Uruguay	4	3	3				5				15
Venezuela	12	3	20	1	1		11	2			50
Total America	1,118	2,124	1,801	273	184	64	519	156	21	11	6,271

SF San Francisco, CA
SD San Diego, CA
LA Los Angeles, CA
BS Boston, MA
RI Rhode Island, Providence, RI

PS Puget Sound, Des Moines, WA
MD Suburban Maryland, Silver Spring, MD
NY New York, NY
AA Alamo Area, San Antonio, TX

ASIA

Name of Region/Country	WELCOME BACK CENTER										
	SF	SD	LA	BS	RI	PS	MD	NY	AA	CO	TOTAL
Central Asia	30	15	4	1	1	9	1	1	0	0	62
Kazakhstan	10		1			1	1				13
Kyrgyzstan	2	2	2			2					8
Tajikistan	4										4
Turkmenistan	1	1		1	1						4
Uzbekistan	13	12	1			6		1			33
Eastern Asia	348	102	290	105	5	36	11	8	0	0	905
People's Republic of China	266	48	182	70	4	15	10	4			599
Japan	26	31	5	13		1					76
Mongolia	22	3	3	2		3					33
North Korea	2	1	1			1		1			6
South Korea	14	10	11	14		13	1	3			66
Taiwan	18	9	88	6	1	3					125
Southeastern Asia	343	697	425	39	6	75	13	2	0	0	1,600
Brunei											0
Burma (Myanmar)	40		3	1							44
Cambodia	2		4		2	8					16
East Timor											0
Indonesia	7	1	19	1				1			29
Laos	1	1									2
Malaysia	3		1			1					5
Philippines	234	668	376	25	3	47	9	1			1,363
Singapore	1		2								3
Thailand	10	6	4	4		3	4				31
Vietnam	45	21	16	8	1	16					107
Southern Asia	235	128	135	51	9	58	27	25	0	4	672
Afghanistan	32	24		1	1	2				2	62
Bangladesh	3	3	4	1		1	1	9			22
Bhutan	1									2	3
India	99	31	57	12	1	39	17	11			267
Iran	50	54	42	2		8	4				160
Maldives											0
Nepal	11	3	7	34	3		2	1			61
Pakistan	37	11	22	1	3	7		4			85
Sri Lanka	2	2	3		1	1	3				12
Western Asia	79	177	63	27	12	29	4	4	5	19	419
Armenia	5	6	24	4	2	2					43
Azerbaijan	5	5	3	2	1	1					17
Bahrain											0
Gaza											0
Georgia	9		1	1	1			2			14
Iraq	19	136	6	1	5	20	2	1	5	19	214
Israel	8	8	2	2		3	2				25
Jordan	5	3	8	1		2		1			20
Kuwait	1										1
Lebanon	4	4	6	4							18
Oman											0
Palestine		2		1							3
Qatar											0
Saudi Arabia	2			5							7
Syria	7	10	11		2						30
Turkey	7	3	2	6	1						19
United Arab Emirates											0
Yemen	7					1					8
Total Asia	1,035	1,119	917	223	33	207	56	40	5	23	3,658

SF San Francisco, CA

SD San Diego, CA

LA Los Angeles, CA

BS Boston, MA

RI Rhode Island, Providence, RI

PS Puget Sound, Des Moines, WA

MD Suburban Maryland, Silver Spring, MD

NY New York, NY

AA Alamo Area, San Antonio, TX

CO Colorado, Denver, CO

















EUROPE

Name of Region/Country	WELCOME BACK CENTER										
	SF	SD	LA	BS	RI	PS	MD	NY	AA	CO	TOTAL
Northern Europe	10	17	3	20	1	3	1	0	0	0	55
Denmark	1			2							3
Finland			1	3							4
Iceland		1									1
Ireland	1	1		3							5
Norway	1	3									4
Sweden	1	2		1							4
United Kingdom	6	10	2	11	1	3	1				34
Western Europe	45	19	9	12	2	6	0	0	0	0	93
Austria	3		1								4
Belgium	1	3	1	1							6
France	16	5	2	5		2					30
Germany	22	11	4	4	2	3					46
Liechtenstein											0
Luxembourg											0
Netherlands	1		1	1		1					4
Switzerland	2			1							3
Eastern Europe	302	135	109	108	12	96	8	4	0	1	775
Albania			2	14							16
Belarus	13	5	3	2		4					27
Bosnia and Herzegovina	3	2	1	4		5					15
Bulgaria	13	5	3	5		2					28
Croatia	1			1							2
Czech Republic	6		2	4							12
Estonia	2			1		1					4
Hungary	1	2		2							5
Kosovo			1	1		1					3
Latvia	2	1	1	2							6
Lithuania	1	4	2		2						9
Macedonia				1							1
Moldova	15		3	6	1	15					40
Montenegro	1										1
Poland	6	10	3	10	3	2		2			36
Romania	16	4	18	3		2		1			44
Russia	136	68	49	28	1	26	5				313
Serbia	12	6	1								19
Slovakia	3	3	1		1			1			9
Slovenia											0
Ukraine	71	25	19	24	4	38	3			1	185
Southern Europe	16	8	5	6	2	0	0	1	0	0	38
Andorra											0
Cyprus											0
Greece	2		3	1				1			7
Italy	5	4	2	3	2						16
Malta											0
Monaco											0
Portugal											0
San Marino											0
Spain	9	4		2							15
Total Europe	373	179	126	146	17	105	9	5	0	1	961

SF San Francisco, CA
SD San Diego, CA
LA Los Angeles, CA
BS Boston, MA
RI Rhode Island, Providence, RI

PS Puget Sound, Des Moines, WA
MD Suburban Maryland, Silver Spring, MD
NY New York, NY
AA Alamo Area, San Antonio, TX
CO Colorado, Denver, CO

OCEANIA

Name of Region/Country	WELCOME BACK CENTER										
	SF	SD	LA	BS	RI	PS	MD	NY	AA	CO	TOTAL
Australasia	1	0	2	5	0	1	0	0	0	0	9
 Australia	1		2	2		1					6
 New Zealand				3							3
Melanesia	3	0	0	0	0	3	0	0	0	0	6
 Fiji	3					3					6
 New Caledonia (France)											0
 Papua New Guinea											0
 Solomon Islands											0
 Vanuatu											0
Micronesia	1	1	0	0	0	1	0	0	0	0	3
 Guam	1	1									2
 Federated States of Micronesia											0
 Kiribati											0
 Marshall Islands						1					1
 Nauru											0
 Palau											0
Polynesia	1	0	1	0	0	0	0	0	0	0	2
 Samoa			1								1
 Tonga	1										1
 Tuvalu											0
Total Oceania	6	1	3	5	0	5	0	0	0	0	20

Number of Countries from which the participants come from

123 96 101 106 57 75 57 47 4 18 154

SF	San Francisco, CA	PS	Puget Sound, Des Moines, WA
SD	San Diego, CA	MD	Suburban Maryland, Silver Spring, MD
LA	Los Angeles, CA	NY	New York, NY
BS	Boston, MA	AA	Alamo Area, San Antonio, TX
RI	Rhode Island, Providence, RI	CO	Colorado, Denver, CO

**As of June 30, 2011 the Welcome Back Initiative has served
11,403 Internationally Trained Health Professionals from 153 countries**